

### Strategy Summary

Nova excels with a remarkable winning trade quota (WTQ) surpassing 76%. This high WTQ offers flexibility for risk reduction through early trade exits while maintaining a robust WTQ of 76-84% and a Calmar ratio exceeding 10.

The strategy relies on advanced technical analysis methods to spot emerging market patterns, including divergences, hidden correlations, and intricate structures. Complex indicators such as Elliot Wave patterns, Fibonacci retracements, and volume-based analytics capture macro and micro trading opportunities often overlooked by other funds.

Nova features dynamic risk management that adapts portfolio exposure in real-time based on market conditions and evolving risk parameters, safeguarding capital during market turbulence.

The investment strategy is highly diversified, spanning various currencies, equities, and indices. Automated portfolio balancing ensures optimal allocation and rebalancing in response to market dynamics, enhancing returns while mitigating risk.

Emira Capital is committed to maintaining its position at the forefront of financial technology, continuously refining its ability to deliver superior risk-adjusted returns through research and pioneering methodologies.

### Fund Manager

The founding of Emira Capital was not an impulsive decision taken quickly; it was the direct fruition of years of experience gained by collaborating with diverse fund managers and investment companies in the creation, management and development of a myriad of high profile projects.

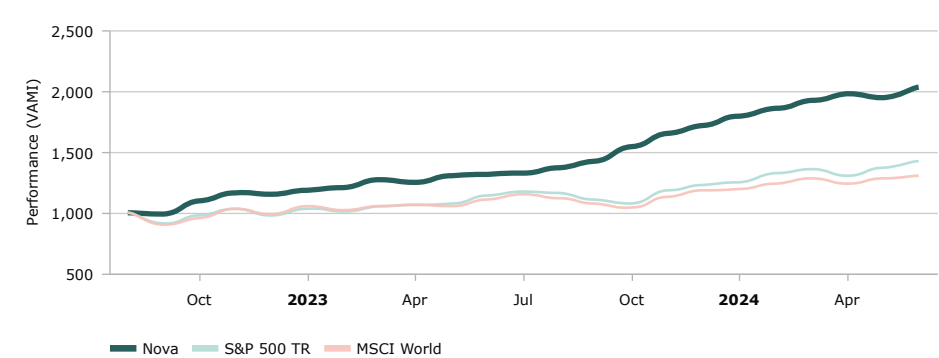
### Performance

3 MONTH ROR	TOTAL RETURN CUMULATIVE
5.53%	102.99%
YEAR TO DATE	MAX DRAWDOWN (MONTHLY)
18.21%	-1.37%

### Investment Summary

Company	Emira Capital
Inception Date	Sep 2022
Minimum Investment	2,000 GBP
Liquidity	Daily
Management Fee	0.00%
Performance Fee	30.00%
Highwater Mark	Yes

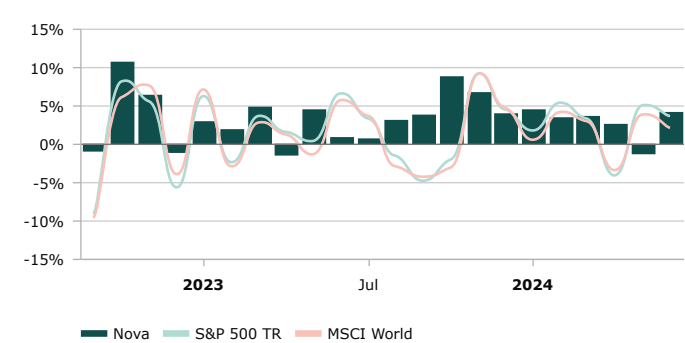
### Performance Comparison



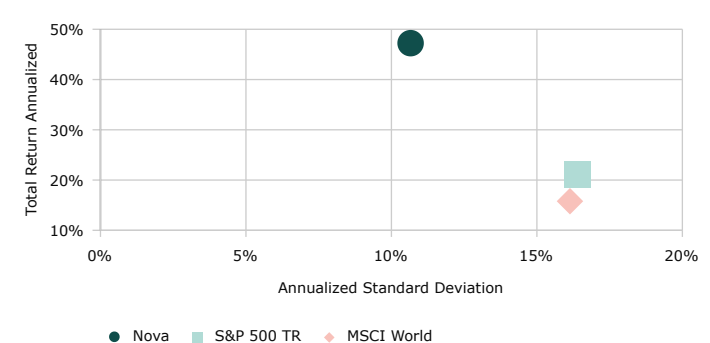
### Monthly Performance

	JAN	FEB	MAR	APR	MAY	JUN	JUL	AUG	SEP	OCT	NOV	DEC	YEAR
2024	4.56	3.45	3.55	2.59	-1.21	4.13							18.21
2023	2.92	1.83	4.83	-1.37	4.52	0.92	0.62	3.16	3.85	8.73	6.81	3.91	48.69
2022									-0.94	10.72	6.42	-1.05	15.50

### Monthly Returns



### Risk/Return Comparison

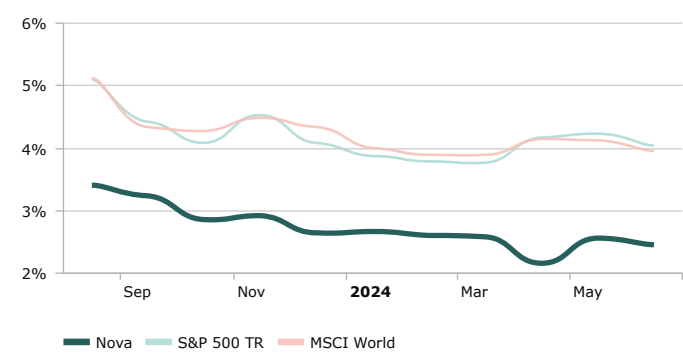


### Hypothetical Growth

INVESTMENT	PROFIT	BALANCE (NET INCOME REINVESTED)
£100k	£83,545	£183,545
£250k	£208,845	£458,845
£500k	£417,690	£917,690
£1mil	£835,380	£1,835,380

Figures shown above are compounded returns simulated from 1st January, 2021 to 31st Decemeber, 2021 inclusive of fees. Past performance is not indicative of future results.

### Volatility (12 Months Rolling)



### Return Statistics

Last Month	4.13%
Year To Date	18.21%
3 Month ROR	5.53%
12 Months ROR	53.77%
36 Month ROR	-
Total Return Cumulative	102.99%
Total Return Annualized	47.13%
Winning Months (%)	81.82%
Average Winning Month	4.31%
Max Drawdown (Monthly)	-1.37%

### Risk Statistics

Sharpe Ratio	3.73
Sortino Ratio	23.02
Skewness	0.45
Kurtosis	0.63
Standard Deviation Monthly	3.08%
Downside Deviation	0.49%
Average Losing Month	-1.14%
Correlation vs. S&P 500 TR	0.39
Winning Months (%)	81.82%
Winning Years (%)	100.00%

### Investment Conditions

Emira Capital (the company) operates business in a fully regulated environment through its partnership with Pelican Asset Management, who is both authorized and regulated by the Financial Conduct Authority in the UK, ref 534484. Registered address: 85 Great Portland Street, First Floor, London, W1 W7LT. Pelican Asset Management oversee and monitor the company’s management.

Due to the company’s focus being aimed towards the sophisticated investor, Emira Capital works on an application basis only. If your application is successful, you will have the opportunity to utilize the power of our trading strategies by running your personal brokerage account side by side with our in-house operations. Clientele of the company maintain complete control of their brokerage account but utilize the unique investor privilege of their account syncing with our in-house operations. Our clientele’s brokerage accounts will automatically mirror all trades executed into their account with the correct risk allocation through means of state-of-the-art technology managed by our regulated partners, Pelican Asset Management.

Our unique company structure provides the perfect investment solution for busy professionals looking to build their wealth effortlessly and consistently using a hands-off approach, combined with complete visibility and control of their investments 24/7 through a custom client portal. At no point will Emira Capital have direct access to client funds - client funds remain under their control and in their full custody at all times.

### Regulation

For the avoidance of doubt Emira Capital is not independently regulated by the FCA. Emira Capital is a ‘Strategy Provider’ to Pelican Trading. Pelican Trading is a trading name of London & Eastern LLP. London & Eastern LLP is authorized and regulated by the Financial Conduct Authority in the UK, ref 534484. Registered address: 85 Great Portland Street, First Floor, London, W1 W7LT

### Disclaimer

The results on the factsheet are a risk-adjusted simulation of the main track record, providing an overview of mid-risk since inception. Past performance does not guarantee future results. Trading is risky and may not be suitable for all investors. Please understand the risks involved and only risk what you are willing to lose. Emira Capital does not accept clients who do not understand the trading risks. If needed, seek independent advice.